

SANY

HYDRAULIC EXCAVATOR SY18C

Engine **YANMAR 3TNV74F**
Power **11,2 KW/2400 RPM**
Operating Weight **1825 KG**
Ground Pressure **29,1 KPA**



- RELIABLE FIRST-CLASS COMPONENTS
- LOWER FUEL CONSUMPTION
- SIMPLIFIED SERVICE

SPECIFICATIONS

ENGINE	
Model	3TNV74F
Displacement (L)	0,993
Engine power at rated engine speed (kW/rpm)	11,2/2400
Max. Torque (N · m/rpm)	48,5-51,8/1800

SERVICE REFILL CAPACITIES (L)	
Fuel tank	23
Engine coolant	3,8
Engine oil	2
Swing drive	—
Final drive (each side)	0,4
Hydraulic oil tank	21

HYDRAULIC SYSTEM	
Typ	Load sensitive system
Number of selectable working modes	1
Main pump	
Typ	Kolbenpumpen mit variabler Fördermenge
Maximum flow (L/min)	45
Hydraulic motors	
Travel	2*axial piston motor with parking brake
Swing	1*axial piston motor with swing holding brake
Relief valve setting	
Implement circuits (MPa)	27
Travel circuit (MPa)	
Swing circuit (MPa)	16,2
Heavy lift circuit (MPa)	
Pilot circuit (MPa)	3,5
Hydraulic cylinders	
Boom cylinder diameter x stroke (mm)	55x387
Arm cylinder diameter x stroke (mm)	55x480
Bucket cylinder diameter x stroke (mm)	50x355
Blade cylinder diameter x stroke (mm)	75x120











OPERATING WEIGHT	
Operating weight with standard bucket, fully serviced, +75 kg operator (ISO)	
Operating weight (kg)	1825
Ground Pressure (kPa)	29,1

DRIVE	
Travel Speed (Low/High) (km/h)	3,7/2,1
Maximum Travel Force (kN)	15,6
Gradeability	30°

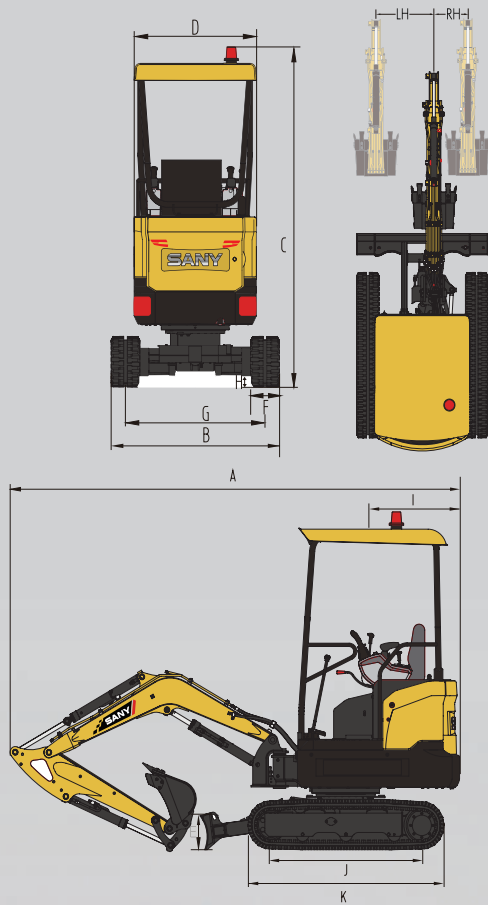
SWING	
Swing Speed (rpm)	10

DIGGING FORCE	
Bucket Digging Force (kN)	15,2
Arm Digging Force (kN)	9,2

LIFTING CAPACITY

A B	MAX		1.5m		2.0m		2.5m		3.0m	
										
3m (kg)	*285	*285								
2m (kg)	*278	*278					*267	*253	*271	*271
1m (kg)	*288	*244			*483	*483	*371	*370	*316	*306
0m (kg)	*304	*252	*826	*826	*631	*528	*456	*383	*357	*295
-1m (kg)	*318	*318	*819	*819	*563	*529	*407	*382		

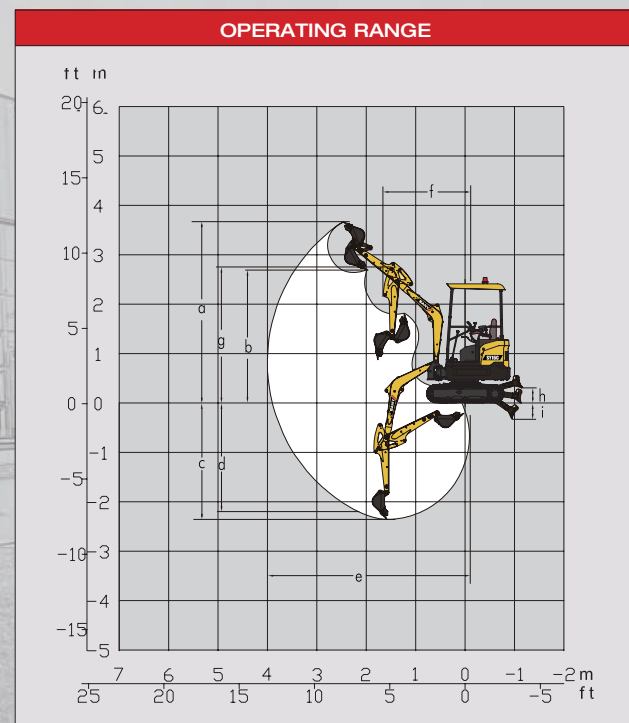
DIMENSIONS



ITEM	mm
A Transport Length	3575
B Transport Width	980/1350
C Transport Height	2420
D Upperstructure Width	980
E Blade Height	270
F Standard Track Shoe Width	230
G Track Gauge	750/1120
H Minimum Ground Clearance	180
I Tail Swing Radius	920
J Center distance of tumpers	1220
K Overall length of crawler	1585
Counterweight Clearance	470
Boom Length	1810
Arm Length	1130

UNDERCARRIAGE	
Track shoe width (mm)	230
Number of track shoes (per side)	Rubber crawler
Carrier roller (per side)	
Track roller (per side)	3

ITEM	mm
A Max. Digging Height	3665
B Max. Dumping Height	2635
C Max. Digging Depth	2360
D Max. Vertical Digging depth	2215
E Max. Digging Reach	4000
F Min. Swing Radius	1655
G Height at Min. Swing Radius	2745
H Max. Clearance when Blade up	310
I Max. Depth of Blade down	320



QUALITY CHANGES THE WORLD

Standard Equipment

Operators Environment

- Canopy/ ROPS with silicone rubber mounts
- 12v outlet
- Document compartment

Working Equipment

- Boom :Standard 1810mm
- Arm:Standard 1130mm
- AUX Line- Break line/Pedal control
- Front Dozer blade with ajustable width
- 2 speed travel 2.1~3.7km/H

Safety

- Battery master switch
- Fire-Extinugisher
- Travel Alarm and Beacon
- Engine emergency cut off from ground
- User Manual

Undercarriage

- Rubber shoes 230mm
- Track roller per side : 3
- Expandable Undercarriage 980mm/1,350mm

Lights

- Roof light 2x
- Boom light(left) 1x

Not all products are available in all markets. Under our policy of continuous improvement, we reserve the right to change specifications and design without prior notice. The illustrations do not necessarily show the standard version of the machine.

SANY



АКЦИОНЕРНОЕ ОБЩЕСТВО

ЛОИМАДИ

+7 800 333-56-63, 222-69-37

www.lonmadi.ru | info@lonmadi.ru